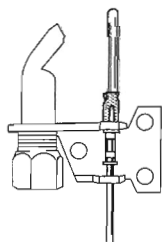
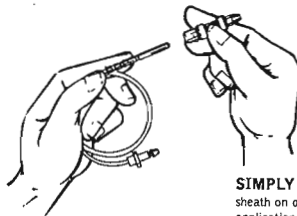


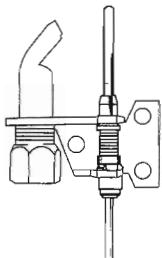
NOTE: Install Snap-Fit™ Universal Thermocouple so the pilot burner flame envelopes top 3/8" to 1/2" of the tip.
Patent Pending



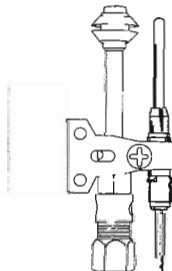
SLIM THERMOCOUPLE
Installed in a clip-type bracket (requires no sheath).



SIMPLY SNAP the sheath on or off, as the application requires.



STANDARD THERMOCOUPLE
Installed in a clip or screw type bracket. Includes large clip and a thread pilot adaptor. Illustration shows sheath snapped in position. (The clip will hold the thermocouple firmly in position in either clip or screw type bracket.)



STANDARD THERMOCOUPLE
Installed in a clamp-type bracket. Illustration shows sheath snapped in position.