

WV-4HC, WV-4HF & WV-4HS VENTLESS COOKTOPS



The ventless hood gives you the flexibility to "set up shop" just about anywhere from malls, stadiums and high-rise buildings to basement kitchens and kiosks.

Features

- **Ventless Hood System** exceeds EPA Standard 202 for the release of particulate matter.
- **Interlock System** will not allow hotplate heating elements to be energized if the baffle, pre-filter or high efficiency filter is not in place.
- **Airflow Sensing System** continually monitors airflow through the filtration system, optimizing performance and grease removal. Built-in filter monitoring system indicates when filter replacement will soon be necessary.
- **Ansul® R-102 Fire Suppression System** is built into the ventless hood to provide ultimate protection.
- The RW models offer the convenience of food preparation with the addition of a **dual drawer warmer**.
- Units are **Underwriters Laboratories, Inc. LISTED** and meet NSF International and Canadian standards.
- **A one-year warranty** against defects covers parts and labor.

WV-4HC Ceramic Cooktop

- Provides instantaneous heat, **five times faster initial heat-up than conventional coiled hotplates**.
- **Smooth, flat surface** works with any pot or skillet and is easy to clean.
- **Completely sealed, non-porous surface** resists thermal shock (quick, extreme temperature changes.)

WV-4HS Spiral Cooktop and WV-4HF French Plate Cooktop

- WV-4HS has **eight inch diameter, one-piece, self-cleaning, spiral-pattern elements** that are individually operated by an infinite control with a positive-off position.
- WV-4HF has **four french-plate elements** that are nine inches in diameter. The larger surface area allows even heat distribution that is ideal for heating stock pots.

WV-4HC, WV-4HF & WV-4HS VENTLESS COOKTOPS



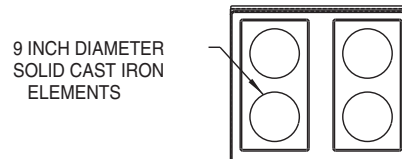
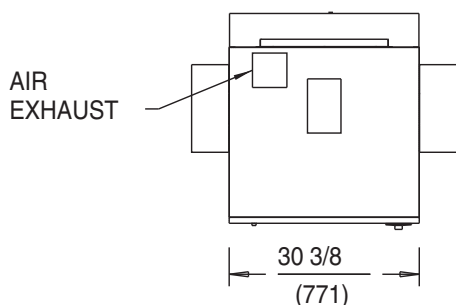


MODELS WV-4HF, WV-4HFRW VENTLESS COOKTOPS

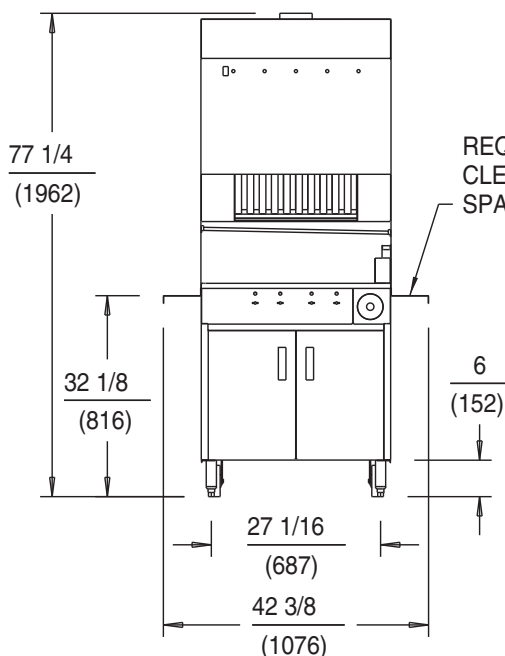
DIMENSIONS:

INCH
(MM)

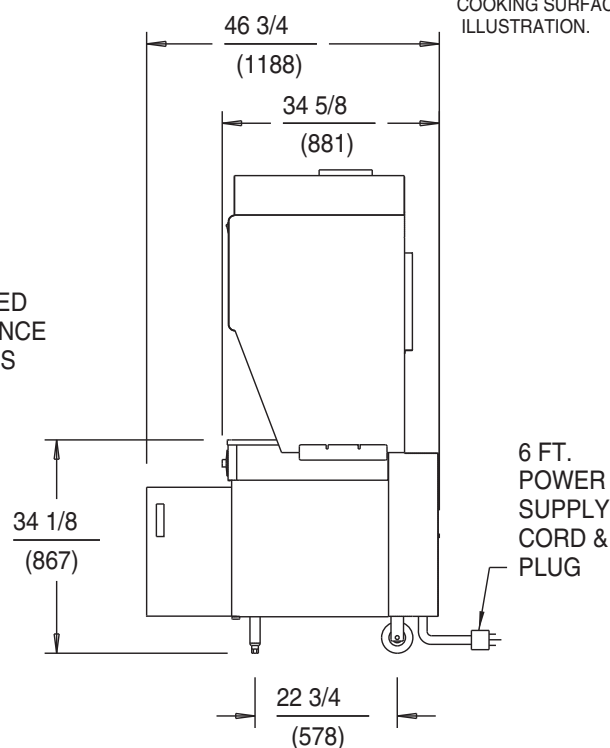
MINIMUM CLEARANCE REQUIRED FROM UNIT TO THE NEAREST SURFACE.			
BACK	SIDE	BOTTOM	TOP
NA	SEE REQUIRED SPACERS	6	8
NA		(152)	(203)



COOKING SURFACE ILLUSTRATION.



REQUIRED CLEARANCE SPACERS



6 FT. POWER SUPPLY CORD & PLUG

WV-4HF, WV-4HFRW ELECTRICAL SPECIFICATIONS:

MODELS	VOLTS	WATTS	AMPS 3 PHASE				AMPS SINGLE PHASE	POWER SUPPLY CORD
			L1	L2	L3	N		
WV-4HF	208	6200	16	15	26	-	30	NEMA 15-60P
WV-4HF	240	8400	18	17	30	-	35	NEMA 15-60P
WV-4HFRW	208	7000	19	15	30	-	34	NEMA 15-60P
WV-4HFRW	240	9100	22	17	34	-	38	NEMA 15-60P

NOTE: Specifications are subject to change without notice.

SPECIAL ENVIRONMENTAL NOTICE: The hood system is designed to reduce odor emissions but will not eliminate odors. Air exchange at the installation site must comply with requirements of the local jurisdictional authority. To ensure dilution of odor build-up, minimum recommendation is 400 cubic feet of fresh air per minute both in and out of the area.

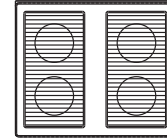
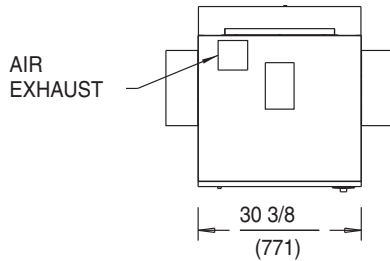


MODELS WV-4HC, WV-4HCRW VENTLESS COOKTOPS

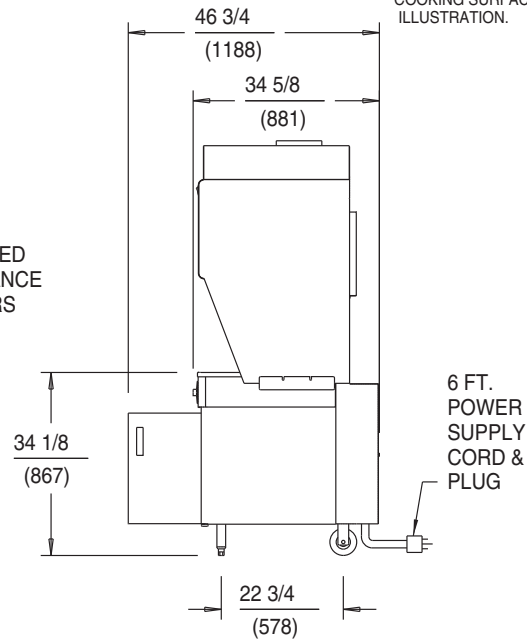
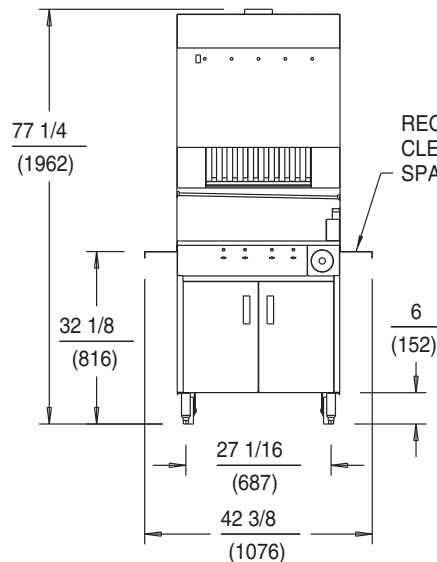
DIMENSIONS:

INCH
(MM)

MINIMUM CLEARANCE REQUIRED FROM UNIT TO THE NEAREST SURFACE.			
BACK	SIDE	BOTTOM	TOP
NA	SEE REQUIRED SPACERS	6	8
NA		(152)	(203)



COOKING SURFACE ILLUSTRATION.



WV-4HC, WV-4HCRW ELECTRICAL SPECIFICATIONS:

MODELS	VOLTS	WATTS	AMPS 3 PHASE				AMPS SINGLE PHASE	POWER SUPPLY CORD
			L1	L2	L3	N		
WV-4HC	208	7500	19	18	33	-	36	NEMA 15-60P
WV-4HC	240	10300	22	21	37	-	43	NEMA 15-60P
WV-4HCRW	208	8300	23	22	36	-	40	NEMA 15-60P
WV-4HCRW	240	11300	26	21	41	-	47	NEMA 15-60P

NOTE: Specifications are subject to change without notice.

SPECIAL ENVIRONMENTAL NOTICE: The hood system is designed to reduce odor emissions but will not eliminate odors. Air exchange at the installation site must comply with requirements of the local jurisdictional authority. To ensure dilution of odor build-up, minimum recommendation is 400 cubic feet of fresh air per minute both in and out of the area.

WELLS MANUFACTURING COMPANY
2 ERIK CIRCLE, PO BOX 280, VERDI, NV 89439 U.S.A.
USA PHONE: (775) 689-5700 • FAX: (775) 689-5972
FOR ORDERS ONLY: (888) 356-5362 • FAX: (800) 356-5142
www.wellsbloomfield.com
© 2002 WELLS MANUFACTURING • PRINTED IN THE U.S.A.
03/02 • REV(-) • PART NO. 304321





LISTED
E146882



STD.4



LISTED
E146882


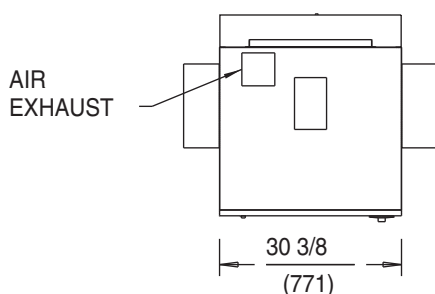
MODELS WV-4HS, WV-4HSRW VENTLESS COOKTOPS

DIMENSIONS:

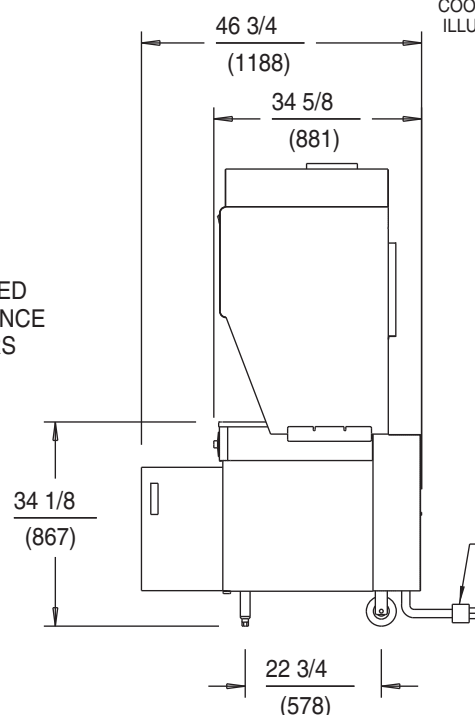
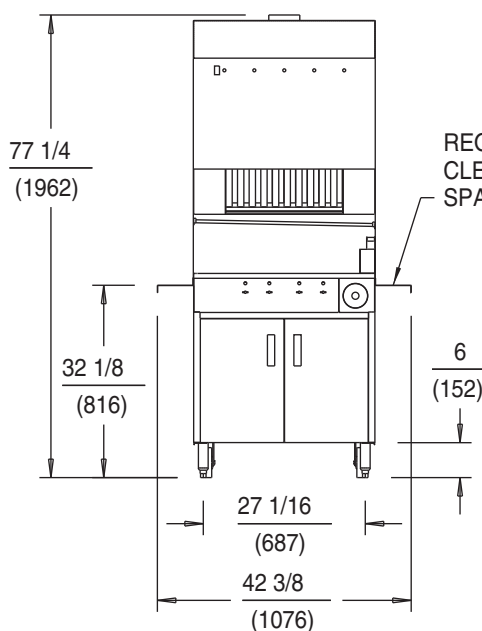
INCH
(MM)

MINIMUM CLEARANCE REQUIRED FROM UNIT
TO THE NEAREST SURFACE.

BACK	SIDE	BOTTOM	TOP
NA	SEE REQUIRED SPACERS	6	8
NA		(152)	(203)



COOKING SURFACE
ILLUSTRATION.



WV-4HS, WV-4HSRW ELECTRICAL SPECIFICATIONS:

MODELS	VOLTS	WATTS	AMPS 3 PHASE				AMPS SINGLE PHASE	POWER SUPPLY CORD
			L1	L2	L3	N		
WV-4HS	208	8100	20	19	34	-	39	NEMA 15-60P
WV-4HS	240	10800	23	22	39	-	45	NEMA 15-60P
WV-4HSRW	208	8700	23	19	37	-	42	NEMA 15-60P
WV-4HSRW	240	11500	27	22	43	-	48	NEMA 15-60P

NOTE: Specifications are subject to change without notice.

SPECIAL ENVIRONMENTAL NOTICE: The hood system is designed to reduce odor emissions but will not eliminate odors. Air exchange at the installation site must comply with requirements of the local jurisdictional authority. To ensure dilution of odor build-up, minimum recommendation is 400 cubic feet of fresh air per minute both in and out of the area.