 <p>4184 E. Conant St. Long Beach, CA 90808 Tel. 310-900-1000 Fax. 310-900-1077 www.turboairinc.com</p>	Project :
	Model # :
	Item # : Qty :
	Available W/H :
	Approval :

Sakura Sushi Case Display Cases
Refrigerated Sushi Cases

ITS INNOVATIVE DESIGN AND NEW TECHNOLOGY WILL POSITION TURBO AIR AS THE LEADER IN SUSHI CASE PRODUCTS FOR MANY YEARS TO COME


**Model : SAKURA-60-L
SAKURA-60-R**



SAKURA-60-L

FEATURES / BENEFITS

- BEAUTIFULLY CURVED, ANGLED DOWN TOP FRONT GLASS
- EQUIPPED NSF APPROVED THERMOMETER
- 1" DIAMETER DRAIN HOLE WITH PLASTIC COVER
- SLIGHTLY TILTED BOTTOM FOR BETTER DRAINAGE
- LARGER INTERIOR FOR OPTIMIZED DISPLAY EFFECT
- 304 STAINLESS STEEL SOLID FOOD PLATES
- OVERSIZED AND BALANCED CFC FREE R-134A REFRIGERATION SYSTEM
- TEMPERED GLASS DOORS WITH DURABLE PLASTIC DOOR HANDLES AT CHEF SIDE
- EXTERIOR BODY IS BEAUTIFULLY MADE FROM UNIQUE AND STYLISH 304 STAINLESS STEEL MATERIAL
- SIDE MOUNT COMPRESSOR MAKES IT EASY TO BE SERVICED WITHOUT BEING MOVED
- ELEGANT CONTEMPORARY EURO DESIGN ENHANCES ANY STORE APPLICATION
- EASY CLEANING AND EXCELLENT DURABILITY
- REFRIGERATOR MAINTAINS 35°F ~ 41°F FOR THE BEST IN FOOD PRESERVATION
- AMBIENT TEMPERATURE RANGE 50°F ~ 80°F, SATURATION TEMPERATURE 39°F
- CONDENSER LOCATES ON LEFT OR RIGHT FROM THE FRONT VIEW
- DRAIN HOLE LOCATES ON LEFT FROM THE CHEF SIDE.
- RECOMMENDED OPERATING CONDITIONS
SAKURA models are designed to operate in environments where temperature & humidity do not exceed 75°F and 55% relative humidity.



Model	Compressor Location	Sliding Door	CU./FT.	Bottom Shelves	HP	AMPS	Crated Weight (lbs.)	L x D* x H (inches)
SAKURA-60-L SAKURA-60-R	Left Right	4	1.7	5	1/6	3	104	59 3/4 x 14 1/8 x 11 1/2

Ver.201407

* Depth does not include 5/8" for drain.

Sakura Sushi Case

*Display Cases
Refrigerated Sushi Cases*

Model : SAKURA-60-L SAKURA-60-R

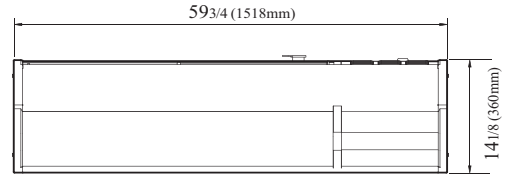
ELECTRICAL DATA	
Voltage	115/60/1
Plug Type	Ⓜ NEMA-5-15P
Full Load Amperes	3
Compressor HP	1/6
Cord Length ft.	9
Refrigerant	R-134A
DIMENSIONAL DATA	
Net Capacity cu. ft.	1.7
Ext. Length Overall in.	59 3/4 (1518mm)
Ext. Depth Overall in.*	14 1/8 (360mm)
Ext. Height Overall in.	11 1/2 (292mm)
Int. Length Overall in.	45 1/8 (1145mm)
Int. Depth Overall in.	12 (305mm)
Int. Height Overall in.	6 1/2 (165mm)
# of Sliding Doors	4
# of Bottom Shelves	5
Gross Weight lbs.	102
Net Weight lbs.	87

Design and specifications subject to change without notice.
Actual shipping weight may differ due to extra packing materials for product protection.
* Depth does not include 5/8" for drain.

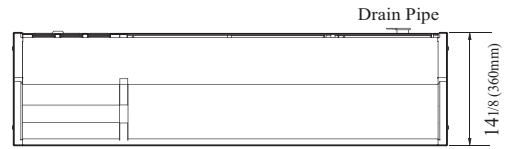
- **WARRANTY :** 1 Year Parts and Labor Warranty
Additional 4 Year Warranty on Compressor
- **SELF-CONTAINED SYSTEM**
- **NO PLUMBING REQUIRED**
- **SIMPLE PLUG-IN INSTALLATION**

PLAN VIEW

(unit : inch)

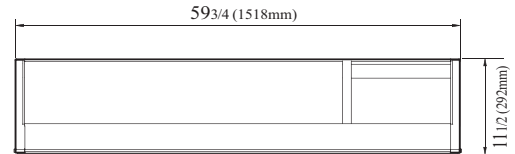


SAKURA-60-R



SAKURA-60-L

TOP VIEW

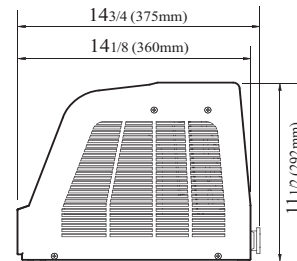


SAKURA-60-R



SAKURA-60-L

FRONT VIEW



SIDE VIEW

Ver.201407



- Turbo Air : 800-627-0032
- GK : 800-500-3519
- Warranty : 800-381-7770
- AC : 888-900-1002

