



Job Name _____

Item # _____

FOOD SERVICE EQUIPMENT

Spec Sheet No. TR-15

Wetbath Table w/ Open Base

- o WB-2G-NAT-BS
- o WB-3G-NAT-BS
- o WB-4G-NAT-BS
- o WB-5G-NAT-BS

- o WB-2G-LP-BS
- o WB-3G-LP-BS
- o WB-4G-LP-BS
- o WB-5G-LP-BS



WB-4G-NAT-BS Shown.

Accessories:

- o Double or Single Overshelf - Models **TOS-(2-5)** & **STOS-(2-5)**
- o Buffet Shelf - Model **TBS-(2-5)**
- o Serving Shelf - Model **TSS-(2-5)**
- o Solid tray Shelf - Models **TTS-(2-5)**
- o Tubular Tray Rail - Models **TTR-(2-5)**
- o Stainless End Shelf - Model **BES-2**

Specifications

TOP: 20 gauge #302 stainless steel with die stamped pan openings. (11.875" x 20.062")

BODY: 22 gauge #430 stainless steel.

LEGS: 18 gauge #302 stainless steel with fully adjustable non marking tip.

CABINET SHELF: 22 gauge #430 stainless steel.

CUTTING BOARD: 1" thick white thermoplastic.

CUTTING BOARD BRACKETS: 16 gauge #302 stainless steel.

LINING: 8" deep 20 gauge #302 stainless steel welded

PLATE SHELF: 18 gauge #302 stainless steel.

Features



Enclosed base cabinet with or without sliding doors

4-5 compartment 25,000 BTU'S

2-3 compartments 15,000 BTU'S

Control knob with high, medium, and low settings

Pilot indicator openings

Stainless steel dish shelf

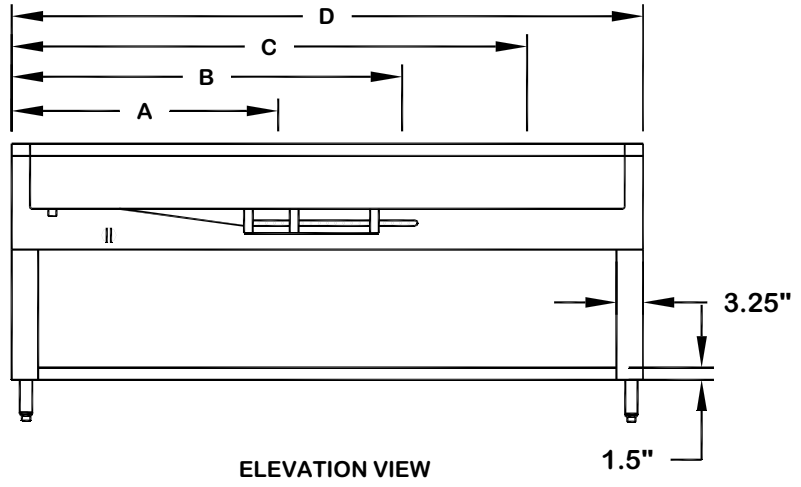
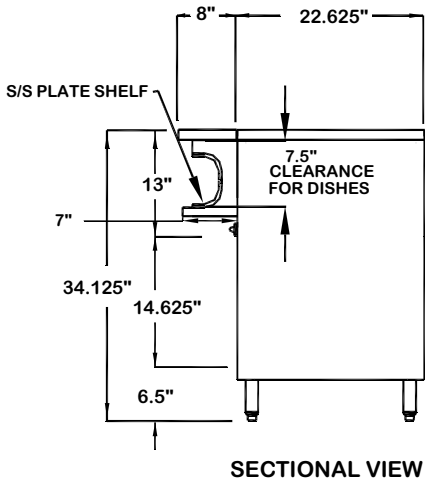
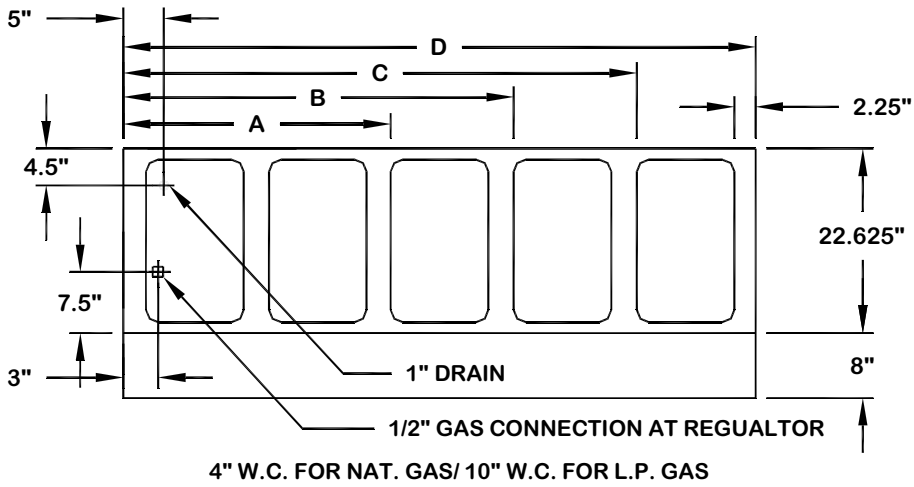
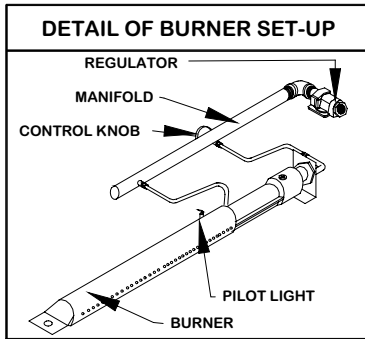
Safety pilot (optional)

Freight Class 85



3125 Trotters Parkway
Alpharetta, GA 30004
www.suprememetal.com

Toll Free: 800-645-2526
770-740-6000
Fax: 770-740-6010



| Model # | Length | # of Pan Openings | Weight | Cubic Feet | Inside Cabinet Dimensions (LxWxH) | Cut/Dish Shelf Brackets |
|-----------------|--|-------------------|--------|------------|-----------------------------------|-------------------------|
| WB-2G-NAT/LP-BS | A = 31 ¹³ / ₁₆ " | 2 | 190 | 28.1 | 25.3" x 22.4" x 16" | 2 |
| WB-3G-NAT/LP-BS | B = 47 ¹ / ₈ " | 3 | 218 | 41.32 | 40.63" x 22.4" x 16" | 3 |
| WB-4G-NAT/LP-BS | C = 62 ⁷ / ₁₆ " | 4 | 267 | 54.55 | 55.88" x 22.4" x 16" | 4 |
| WB-5G-NAT/LP-BS | D = 77 ³ / ₄ " | 2 | 290 | 66.94 | 71.25" x 22.4" x 16" | 4 |

Toll Free: 800-645-2526
 770-740-6000
 Fax: 770-740-6010
 www.suprememetal.com

We reserve the right to modify specifications in line with our policy of continuous product improvement.