

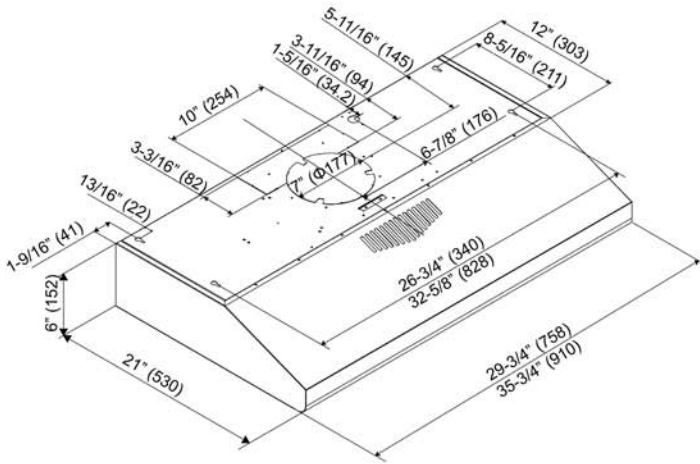
KOBE® Brillia Series

CHX-30 Series Under Cabinet

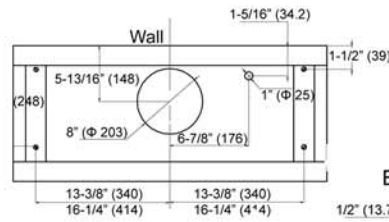


Model / Size	CHX3030PDS-GL / 30" Black Tempered Glass CHX3036PDS-GL / 36" Black Tempered Glass CHX3030PDS-SL / 30" Stainless Steel CHX3036PDS-SL / 36" Stainless Steel
Appearance	
Stainless Steel Seamless	✓
Performance	
CFM	Max. 450
Sone / Decibel	Max. 5.0 Sone
Features	
LED Light	3W x 2 (30" , 36")
No. of Speed Control	3-Speed Mechanical Push Control
Parametric Panel	- Stainless Steel - Black Tempered Glass
Type of Blower Exhaust	Single Vertical Turbine Impeller Top- 7" Round w/ Damper Top- 3-1/4" x 10" Rectangular w/ Damper Rear- 3-1/4" x 10" Rectangular w/ Damper Ductless (Optional Kit is required.)
Power Supply Filter	120V 60Hz Alluminum Filter
Optional Accessories	
Recirculating Kit	Item No.: RDX0030
Stainless Steel Back Splash	SSP30 (30" x 32") / SSP36 (36" x 32")

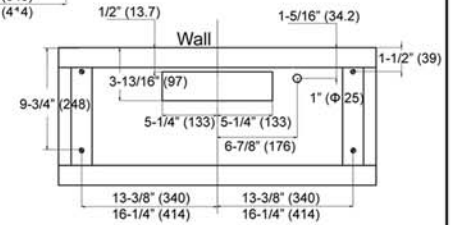
Under Cabinet



BOTTOM VIEW



BOTTOM VIEW



Cabinet

Countertop

6"
Min. 27"
to
Max. 30"

36"

Information subject to change without notice.

Measurement in inches (mm). Inches are converted from millimeter and are estimated.

www.KOBERangeHoods.com

VER. 120514

* Building code may vary.