



PROJECT _____

QTY. _____ ITEM NO _____

Date Modified 3/4/09

Two Door Deep Undercounter Refrigerator



JUC-62RD
61.5" wide, 16 cu.ft.



Stainless steel interior & exterior standard!
Exterior digital temperature controls!
Stainless steel worktop!
Fits 18" x 26" sheet pans!

STANDARD FEATURES:

- Capillary tube
- CFC-free R-134a Refrigerant
- Hot Gas Condensate Evaporator
- Snap-In Magnetic Door Gasket
- Assembled in the USA
- Side-Mounted Condensing System
- Foamed-in-place Polyurethane Insulation
- 4 Vinyl Wire Shelves
- Slide-out Refrigeration System for quick service
- Exterior Digital Temperature Control
- Fully Covered Interior Corners
- Stainless Steel Worktop
- 5" Casters
- 3' Cord & Plug

MATERIALS:

INTERIOR: Stainless steel interior for durability and appearance.
Vinyl-coated wire shelves.

EXTERIOR: Stainless steel worktop.
Stainless steel cabinet and doors.



NSF/ANSI Standard 7



DIMENSIONAL DATA:

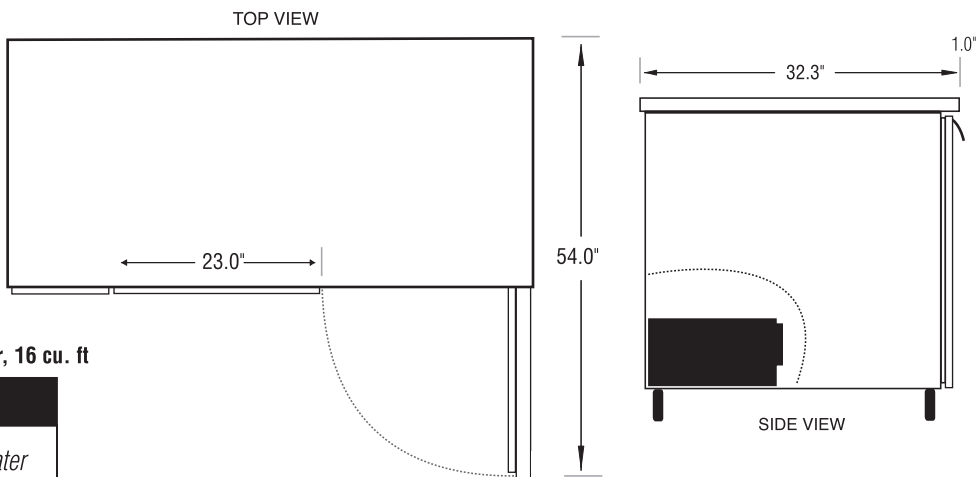
Model No.	L	D	H	Doors	Cu.Ft.	Shelves	H/P	Volt	Amp.	NEMA	Shipping Wt.
JUC-62RD	61.5	33.3	34.8	2	16	4	1/5	115/60/1	4.4	5-15P	340



Undercounter Refrigerator

JUC-62RD

Description: Two solid door deep undercounter refrigerator, 16 cu. ft



Features & Benefits

Stainless steel interior and exterior for greater durability, construction and appearance.

Front breathing for increased efficiency.

Reinforced door hinges.

Self-contained **side-mounted refrigeration** with high humidity coated fin coil evaporator.

- Holds 32° F to 41° F for refrigerator

Exterior LED temperature display with digital controls.

Temperature setting is easy, fast and accurate.

Micro-controller with adjustable temperature variance, automatic defrost intervals, setpoint limits, and parameter locking functions.

2.5" thick, foamed-in-place polyurethane high density insulation.

Four adjustable, vinyl-coated steel wire shelves.

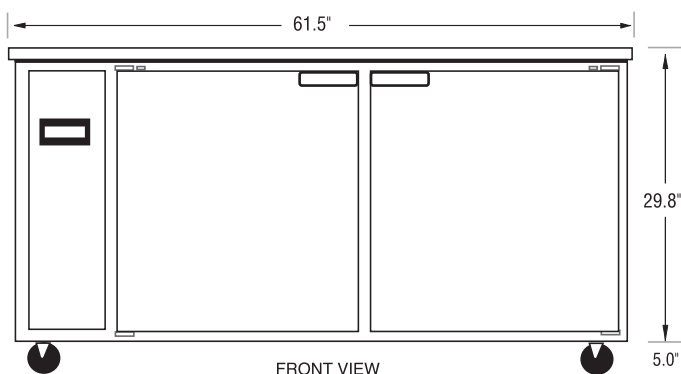
5" casters included- for easy mobility and installation.

Heavy-duty **stainless steel worktop.**

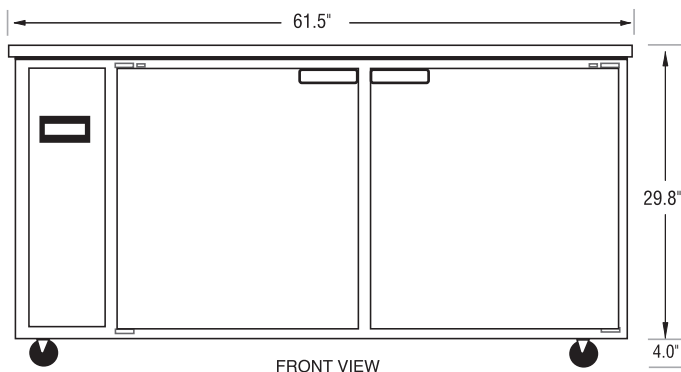
Self-closing doors with 90 degree hold-open feature and fully-recessed handle.

Heavy-duty overall construction for high-volume, constant operation.

Hot gas condensate evaporator - no floor drain required!



ADA Compliant Unit (special casters required)



NEMA 5-15P plug
5-15R receptacle required

General Information

Cubic Ft.: 16

Shelf Size: 21.75" x 24.5"

Doors: 2

#Shelves: 4

Exterior: Stainless

Unit Weight: 315 lbs.

Interior: Stainless

Ship Weight: 340 lbs.

Technical Data

Refrigerant: R-134a

Volts: 115

Start Amps: 6.89

#Compressors: 1

Run Amps: 4.4

Cord Length: 82 in.

Horsepower: 1/5