

Compact Power Mixers: CMP 250 Combi & CMP 300 Combi



CMP 250 Combi



CMP 300 Combi

Compact Combi Power Mixers are ideal for liquefying soups, sauces, pureeing fruits and vegetables with a portable, easy to handle unit.

- Power: Single phase.
CMP 250 Combi: 270 Watts
CMP 300 Combi: 350 Watts
- Variable speed: from 2300 to 10000 rpm (mixer attachment) · from 500 to 1800 rpm (whisk attachment).
- Speed self regulation system.
- All stainless steel removable knife, bell, whisk and shaft. Gear box has heavy duty metal parts.
- CMP 250 Combi:
Shaft length: 10"
Whisk length: 8"
CMP 300 Combi:
Shaft length: 12"
Whisk length: 8"
- 1 Year "No Hassle" Replacement Warranty
- ETL Electrical and Sanitation listed/CETL (Canada).



Specifications

STANDARD MODEL: Variable Speed Compact Power Mixer with stainless steel mixer attachment with removable stainless steel knife, mixer blade, stainless steel whisk attachment, splash guard and disassembly tool.

ELECTRICAL REQUIREMENTS: 120V, 60HZ, single phase

SWITCHING: "On/Off control button, variable speed control, lock button for continuous operation, safety button.

MOTOR:

CMP 250 Combi: 3.0 Amps, 270 Watts, Single Phase, Variable Speed 2300 to 10000 rpm (mixer attachment), 500 to 1800 rpm (whisk attachment).

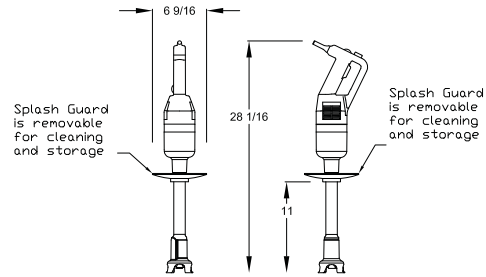
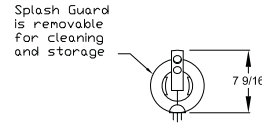
CMP 300 Combi: 3.2 Amps, 300 Watts, Single Phase, Variable Speed 2300 to 10000 rpm (mixer attachment), 500 to 1800 rpm (whisk attachment).

WEIGHT:

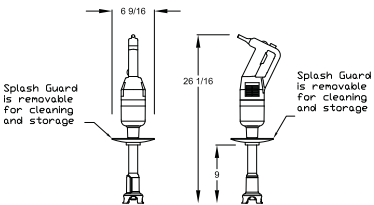
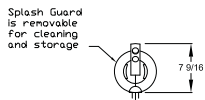
CMP 250 Combi - 15 lbs

CMP 300 Combi - 16 lbs

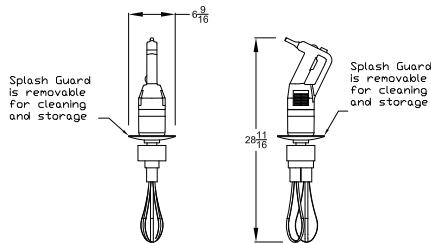
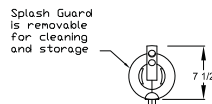
STANDARDS: ETL electrical & sanitation, cETL (Canada)



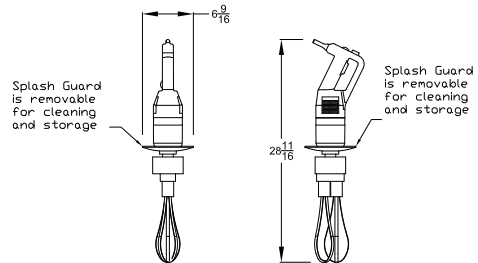
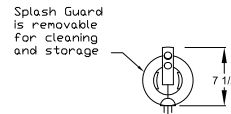
CMP 300 Combi with Mixer attachment



CMP 250 Combi with Mixer attachment



CMP 250 Combi with Whisk attachment



CMP 300 Combi with Whisk attachment

Robot Coupe U.S.A., Inc.
 P.O. Box 16625
 Jackson, MS 39236-6625
 1-800-824-1646
 (601) 898-8411
 FAX: (601) 898-9134
 www.robotcoupeusa.com
 e-mail: info@robotcoupeusa.com

Distributed by: