


ABBAKA

XL PROFESSIONAL HOOD LINERS



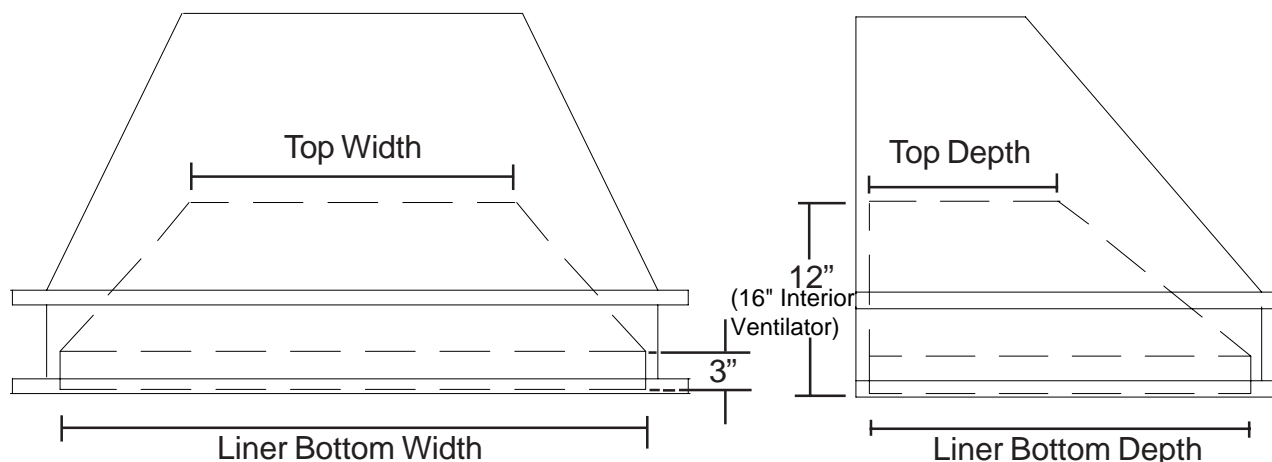
- **Commercial Performance & Designer Look** - Brushed stainless, rugged 16 gauge, type 304 non-magnetic, 18/8 chromium nickel steel means no rust. Each liner completely finished with no visible attachment screws, so when the customer “checks under the hood”, they’ll find a trophy liner.
- **Standard Sizes** to fit 36”, 42”, 48”, 54”, 60”, 66”, 72” and 78” hoods available for quick ship
- **Custom Sizes** - width and depth to specification (4-week lead time); custom shape per quote
- **3 Powerful Ventilation Systems** - Real power even for a 36” hood. No more smoke spill-out from an underpowered wood hood over a BBQ. HY-EX REMOTE VENTILATOR (exterior wall or roof mount) 1000 or 1400 CFM; ATTIC VENTILATOR (in-line) 800 or 1200 CFM; Interior Ventilator 600 or 1200 CFM
- **Variable Speed Control** - 100% control for exact adjustment to the exhaust capacity needed
- **Halogen Lighting** - precision placement with a flood/angle ratio that provides full left-right and front-rear cooking surface illumination with NO hot spots with solid state dimmer switch
- **Preassembled and prewired** for fast, easy installation
- **Accessories:** Motor Mufflers, Bottom Mount Flange (to protect exposed wood hood bottoms), Isolation Clamps, Designer Roof Caps
- **Decorative Finish** - Hy-Ex Remote Ventilator in rugged powder-coated color or galvalume
- **7-Year Warranty** - the finest materials and construction allow the industry’s best warranty

ABBAKA 

ABBAKA Professional Hood Liners

A hood liner program that is the quality, performance and aesthetic equal of the ABBAKA hood collection. For use with custom wood hoods, mantles, arches, alcoves and stucco formed hoods, each liner is finely crafted to produce a completely finished look for your custom hood.

Note: Island Liner not shown



Liner Dimension

Recommended Ventilation

Model #	BOTTOM		TOP		Hy-Ex Ventilator †		Attic Ventilator*		
	W	D	W	D	Duct Size	CFM	Duct Size	CFM	
Wall Hood Liners	VW-3624-A/H	34 1/8"	22 1/8"	11"	11"	8"	1000	8"	800
	VW-4224-A/H	40 1/8"	22 1/8"	11"	11"	8"	1000	8"	800
	VW-4824-A/H	46 1/8"	22 1/8"	11"	11"	10"	1400	10"	1200
	VW-5424-A/H	52 1/8"	22 1/8"	11"	11"	10"	1400	10"	1200
	VW-6024-A/H	58 1/8"	22 1/8"	16"	11"	10"	1400	10"	1200
	VW-6624-A/H	64 1/8"	22 1/8"	16"	11"	10"	1400	10"	1200
	VW-7224-A/H	70 1/8"	22 1/8"	24"	11"	10"	1400	10"	1200
	VW-7824-A/H	76 1/8"	22 1/8"	24"	11"	10"	1400	10"	1200
Island Hood Liners	VI-3627-A/H	34 1/8"	25 1/8"	11"	11"	8"	1000	8"	800
	VI-4227-A/H	40 1/8"	25 1/8"	11"	11"	8"	1000	8"	800
	VI-4827-A/H	46 1/8"	25 1/8"	11"	11"	10"	1400	10"	1200
	VI-5430-A/H	52 1/8"	28 1/8"	11"	11"	10"	1400	10"	1200
	VI-6030-A/H	58 1/8"	28 1/8"	16"	11"	10"	1400	10"	1200
	VI-6630-A/H	64 1/8"	28 1/8"	24"	11"	10"	1400	10"	1200
	VI-7230-A/H	70 1/8"	28 1/8"	24"	11"	10"	1400	10"	1200
	VI-7830-A/H	76 1/8"	28 1/8"	24"	11"	10"	1400	10"	1200

† Low-profile, high performance remote ventilator

* In-line (attic mount or similar location) ventilator

NOTE: Interior Blower liner top plate 11"x11" in liners 36" or 42" wide; 24"x11" all other widths

Hood Liner/Blower Ventilation System Types

Code Description

H Hy-Ex Remote Ventilation System:

Hyper-quiet, Low Profile Exterior Wall or Roof Mount Ventilator - Ultra-low ambient noise (66 db); 1000 CFM or 1400 CFM blower.

A Attic (in-line) Ventilation System:

Attic Mount (or similar location) Ventilator - 800 or 1200 CFM blower.

I Interior Ventilation System:

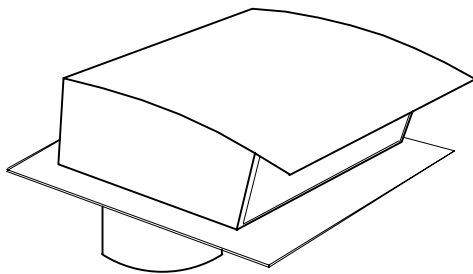
Squirrel Cage Dual Inlet Blowers - Motors built into the liner- 600 or 1200 CFM blowers.

Stainless Steel Hood Liner - 16 gauge; Type 304 houses commercial baffle filters; halogen lights, light dimmer and infinitely variable motor speed control.

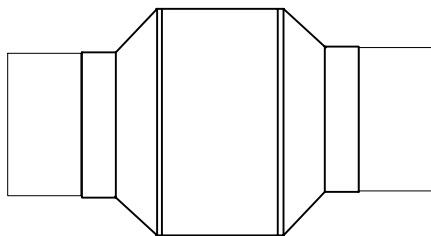
ABBAKA System Advantages

- ◆ Hood shape not forced by motor size
- ◆ Increased size/power ratio moves air through longer duct runs, more turns & restrictions
- ◆ Professional grade materials and construction throughout

Choosing The Right System



Hy-Ex Exterior Ventilation - use when the installation location on the house exterior is in an aesthetically sensitive position (ex: highly visible from a deck or outdoor entertainment area) or noise-sensitive area (ex: wall mounted unit near the property line).



Attic (in-line) Ventilation - use when an absolutely minimal exterior penetration and corresponding roof cap or wall louver is desired (for example on a tiled roof or when exhaust must be at front of house)

Interior Ventilation - use when hood is mounted on an exterior wall of kitchen so in-line cannot be used, or exterior ventilator just outside might create unacceptable sound level.

Accessories

- | | |
|-------------------------------------|-----------------------|
| ■ Isolation Clamps | ■ Bottom Mount Flange |
| ■ Mufflers | ■ Transitions |
| ■ Wall Mount Control Switch & Plate | ■ Designer Roof Caps |

Model Numbers

V W-3624-H
 Ventilation System
 W for Wall Mount
 I for Island Mount
 Hood Width
 Hood Depth
 Ventilation Type*

Custom Hood/Liner Ventilation Selection Guide

The size and heat rating (total BTU or Watts) of the cooking equipment to be ventilated dictate the required hood size and power measured in CFM (Cubic Foot per Minute) exhaust capacity. Standard electric and gas ranges or cooktops require less ventilation capacity than the heavy residential, "Professional" restaurant-type range or cooktop, wok or barbeque grill.

<i>WALL MOUNTED LINER TYPE</i>				<i>ISLAND MOUNTED LINER TYPE</i>					
		H	A	I			H	A	I
Cooking Equip.	Hood W	CFM			Cooking Equip.	Hood W	CFM		
30" Professional	36	1000	800	600	30" Professional	36	1000	800	600
36" Professional	36 or 42	1000	800	600	36" Professional	36 or 42	1000	800	600
48" Professional	48 or 54	1000	1200	1200	48" Professional	48 or 54	1000	1200	1200
60" Professional	60 or 66	1400	1200	1200	60" Professional	60 or 66	1400	1200	1200
48" Pro+24" Wok	72 or 78	1400	1200	1200	48" Pro+24" Wok	72 or 78	1400	1200	1200

Code Key Vent Types

- H***: Hy-Ex Exterior Ventilation System - low profile/hyper quiet exterior wall or roof mounted ventilator
- A***: Attic (in-line) Ventilation System - ventilator located in attic or similar location
- I***: Interior Ventilation System - ventilation built into the liner



1500-A Burke Avenue, San Francisco, CA 94124 USA
 800-548-3932 • 415-648-7210 (outside USA)
 Fax: 800-548-3930 • 415-648-6557 (outside USA)
 e-mail: webmail@abbaka.com <http://www.abbaka.com>